




Modern Custom Design by Vasco

# Moulding & Millwork

## PRODUCT CATALOG



Welcome to  
**Modern Custom Design by Vasco**

Thank you for taking the time to learn more  
about our Company and our Products.

Not only do we manufacture our own wood mouldings, on the  
premises, we also carry a wide range of products and supplies  
for all your cabinet and furniture needs.

Please use our catalogue as a valuable tool  
when selecting moulding for your next project.

We invite you to visit our showroom and millwork shop  
at your earliest convenience. If there is something you do not see,  
we will do our best to locate or manufacture the product for you.

All of us at Modern Custom Design by Vasco are looking forward  
to meeting and doing business with you.

VASIL VELKOV

Tel./Fax # 954-360-0379

Cell # 954-588-8677

1580 NE 51 Court  
Pompano Beach. Florida. 33064

[vasco@bulgariandepot.com](mailto:vasco@bulgariandepot.com)



# Hardwood - Rough

## PLANED LUMBER

<b>Planed 4/4 Stock - Thickness 3/4</b>		<b>PRICE PER LINEAL FOOT</b>			
<b>Wood Species</b>	<b>1-1/2"</b>	<b>2"</b>	<b>2-1/2"</b>	<b>3"</b>	<b>3-1/2"</b>
Ash	\$ 1.32	\$ 1.43	\$ 1.55	\$ 1.67	\$ 1.78
Cherry - 90% 1F	\$ 1.93	\$ 2.21	\$ 2.48	\$ 2.76	\$ 3.04
Hickory	\$ 1.35	\$ 1.48	\$ 1.60	\$ 1.73	\$ 1.85
Maple	\$ 1.47	\$ 1.63	\$ 1.78	\$ 1.94	\$ 2.10
Maple - shorts	\$ 1.37	\$ 1.49	\$ 1.62	\$ 1.75	\$ 1.88
Poplar	\$ 1.17	\$ 1.24	\$ 1.32	\$ 1.39	\$ 1.47
Red Oak	\$ 1.38	\$ 1.51	\$ 1.64	\$ 1.77	\$ 1.90
Walnut	\$ 1.86	\$ 2.12	\$ 2.38	\$ 2.64	\$ 2.90
White Oak	\$ 1.42	\$ 1.57	\$ 1.71	\$ 1.86	\$ 2.00

<b>Planed 4/4 Stock - Thickness 3/4</b>		<b>PRICE PER LINEAL FOOT</b>			
<b>Wood Species</b>	<b>4"</b>	<b>4-1/2"</b>	<b>5"</b>	<b>5-1/2"</b>	<b>6"</b>
Ash	\$ 1.90	\$ 2.01	\$ 2.13	\$ 2.24	\$ 2.36
Cherry - 90% 1F	\$ 3.32	\$ 3.60	\$ 3.88	\$ 4.15	\$ 4.43
Hickory	\$ 1.98	\$ 2.10	\$ 2.23	\$ 2.35	\$ 2.48
Maple	\$ 2.25	\$ 2.41	\$ 2.56	\$ 2.72	\$ 2.88
Maple - shorts	\$ 2.01	\$ 2.13	\$ 2.26	\$ 2.39	\$ 2.52
Poplar	\$ 1.54	\$ 1.62	\$ 1.69	\$ 1.77	\$ 1.84
Red Oak	\$ 2.03	\$ 2.16	\$ 2.30	\$ 2.43	\$ 2.56
Walnut	\$ 3.15	\$ 3.41	\$ 3.67	\$ 3.93	\$ 4.19
White Oak	\$ 2.14	\$ 2.29	\$ 2.43	\$ 2.57	\$ 2.72



# Hardwood - Rough

## SANDED LUMBER

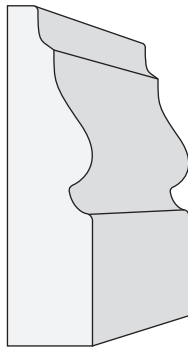
<b>Planed 4/4 Stock - Thickness 3/4</b>		<b>PRICE PER LINEAL FOOT</b>			
<b>Wood Species</b>	<b>1-1/2"</b>	<b>2"</b>	<b>2-1/2"</b>	<b>3"</b>	<b>3-1/2"</b>
Ash	\$ 1.77	\$ 1.89	\$ 2.00	\$ 2.12	\$ 2.23
Cherry - 90% 1F	\$ 2.38	\$ 2.66	\$ 2.94	\$ 3.21	\$ 3.49
Hickory	\$ 1.81	\$ 1.93	\$ 2.06	\$ 2.18	\$ 2.31
Maple	\$ 1.92	\$ 2.08	\$ 2.24	\$ 2.39	\$ 2.55
Maple - shorts	\$ 1.82	\$ 1.95	\$ 2.07	\$ 2.20	\$ 2.33
Poplar	\$ 1.62	\$ 1.69	\$ 1.77	\$ 1.84	\$ 1.92
Red Oak	\$ 1.83	\$ 1.96	\$ 2.09	\$ 2.22	\$ 2.35
Walnut	\$ 2.31	\$ 2.57	\$ 2.83	\$ 3.09	\$ 3.35
White Oak	\$ 1.88	\$ 2.02	\$ 2.16	\$ 2.31	\$ 2.45

<b>Planed 4/4 Stock - Thickness 3/4</b>		<b>PRICE PER LINEAL FOOT</b>			
<b>Wood Species</b>	<b>4"</b>	<b>4-1/2"</b>	<b>5"</b>	<b>5-1/2"</b>	<b>6"</b>
Ash	\$ 2.35	\$ 2.46	\$ 2.58	\$ 2.70	\$ 2.81
Cherry - 90% 1F	\$ 3.77	\$ 4.05	\$ 4.33	\$ 4.60	\$ 4.88
Hickory	\$ 2.43	\$ 2.56	\$ 2.68	\$ 2.81	\$ 2.93
Maple	\$ 2.70	\$ 2.86	\$ 3.02	\$ 3.17	\$ 3.33
Maple - shorts	\$ 2.46	\$ 2.59	\$ 2.71	\$ 2.84	\$ 2.97
Poplar	\$ 1.99	\$ 2.07	\$ 2.14	\$ 2.22	\$ 2.29
Red Oak	\$ 2.49	\$ 2.62	\$ 2.75	\$ 2.88	\$ 3.01
Walnut	\$ 3.61	\$ 3.87	\$ 4.12	\$ 4.38	\$ 4.64
White Oak	\$ 2.59	\$ 2.74	\$ 2.88	\$ 3.03	\$ 3.17




# Base Moulding

The purpose of the baseboard is to finish the area where an interior wall meets the floor.




3"

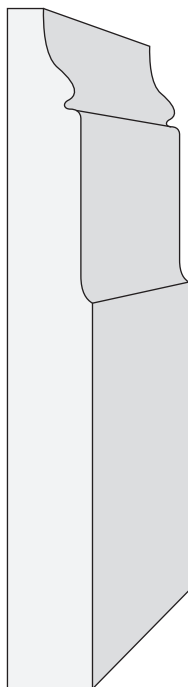
**DBV 201** Thickness: 3/4"



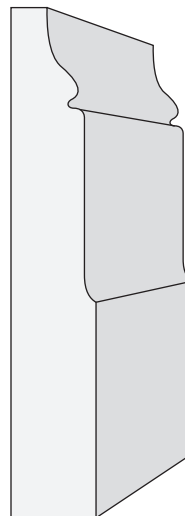
4-1/2"



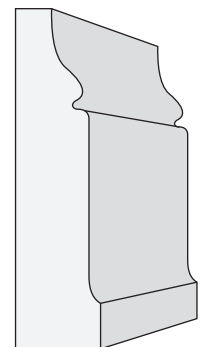
6"



6"



4-1/2"



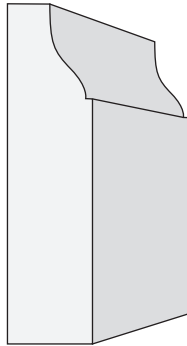
3"

**DBV 202** Thickness: 3/4"




# Base Moulding


The purpose of the baseboard is to finish the area where an interior wall meets the floor.



3"




4-1/2"



6"

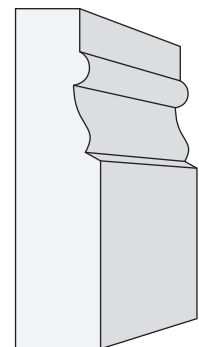
**DBV 203** Thickness: 3/4"



6"



4-1/2"



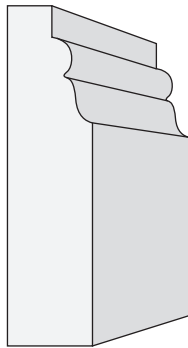
3"

**DBV 204** Thickness: 3/4"




# Base Moulding


The purpose of the baseboard is to finish the area where an interior wall meets the floor.



3"




4-1/2"




6"

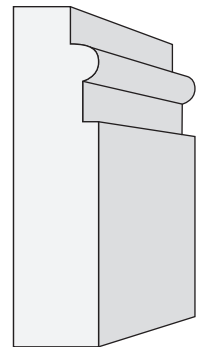
**DBV 205** Thickness: 3/4"



6"



4-1/2"



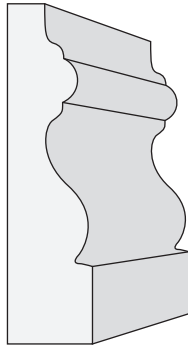
3"

**DBV 206** Thickness: 3/4"

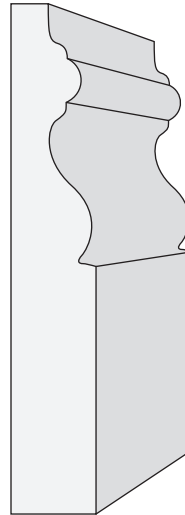


# Base Moulding

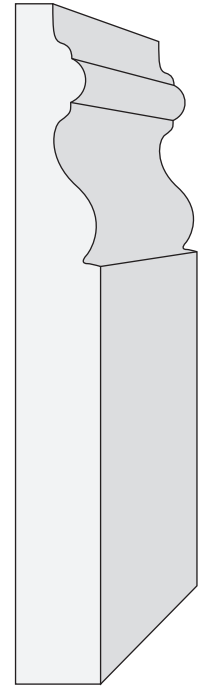
The purpose of the baseboard is to finish the area where an interior wall meets the floor.



3"

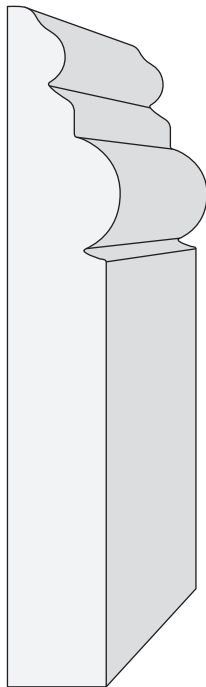


4-1/2"

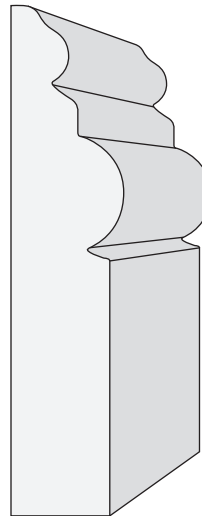


6"

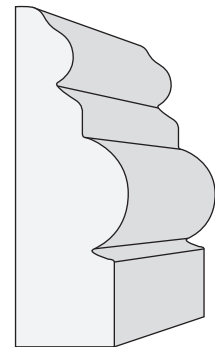
**DBV 207** Thickness: 3/4"



6"



4-1/2"



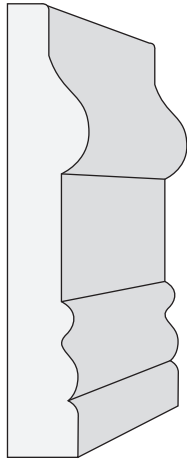
3"

**15015** Thickness: 7/8"



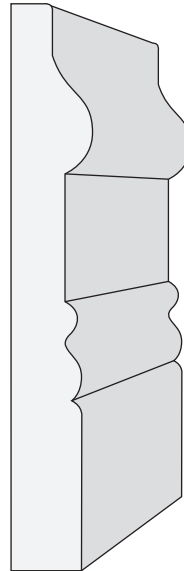
# Base Moulding

The purpose of the baseboard is to finish the area where an interior wall meets the floor.

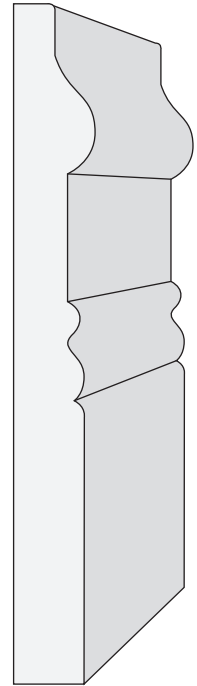


4"

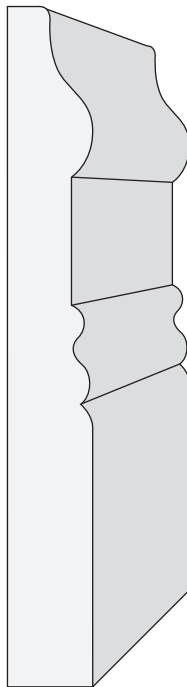
**150235** Thickness: 5/8"



5"

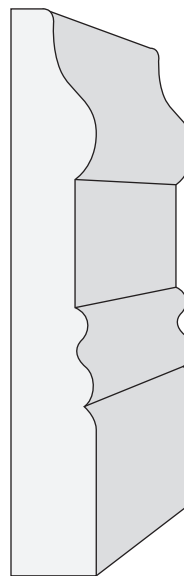


6"

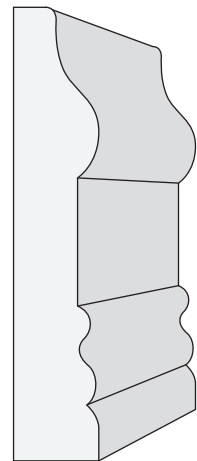


6"

**150315** Thickness: 3/4"



5"



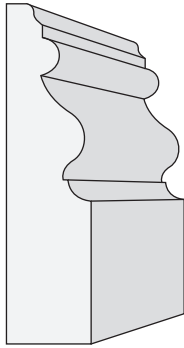
4"






# Base Moulding

The purpose of the baseboard is to finish the area where an interior wall meets the floor.




3"

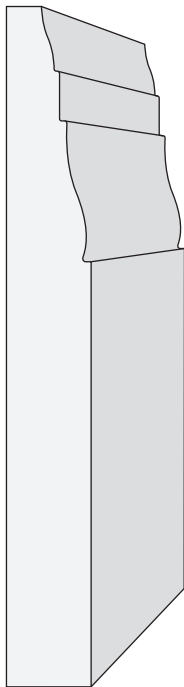
**150185** Thickness: 3/4"



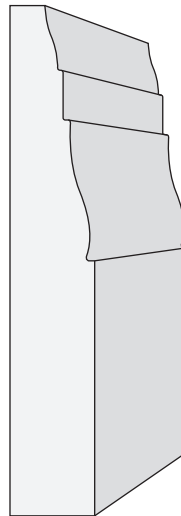
4-1/2"



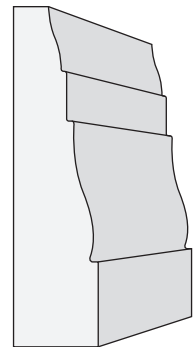
6"



6"



4-1/2"



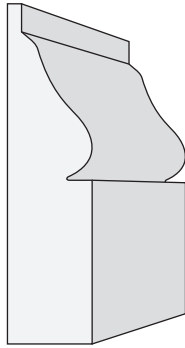
3"

**152985** Thickness: 3/4"




# Base Moulding

The purpose of the baseboard is to finish the area where an interior wall meets the floor.




3"

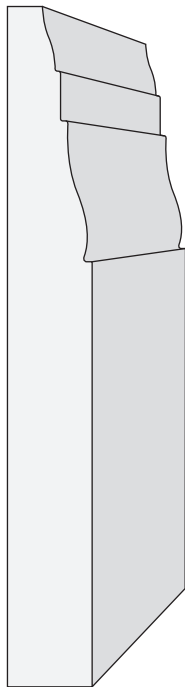
**159790** Thickness: 3/4"



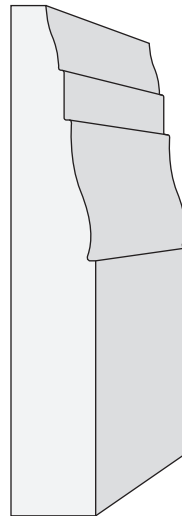
4-1/2"



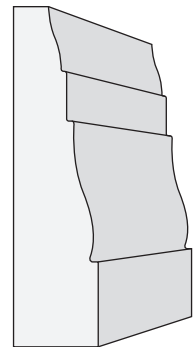
6"



6"



4-1/2"



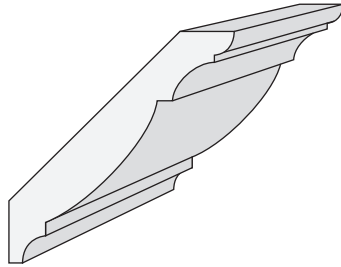
3"

**152985** Thickness: 3/4"

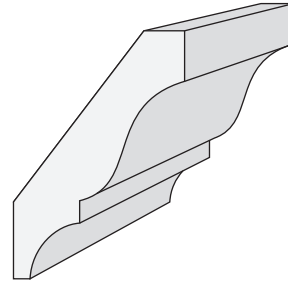


# Crown Moulding

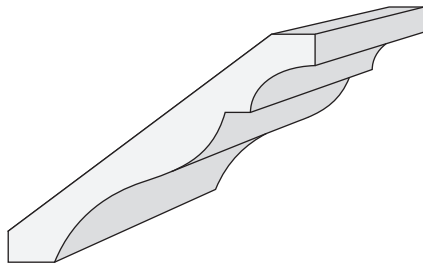
They are designed to run between the top of an internal wall and a ceiling.



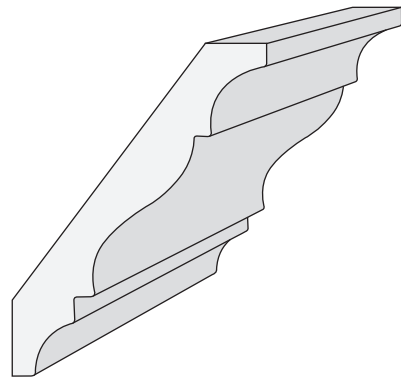
**WM4037** 4-1/2" x 3/4"



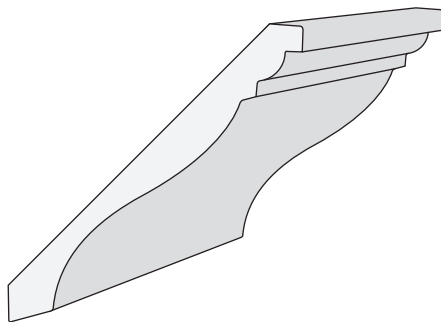
**WM51** 3-1/4" x 11/16"



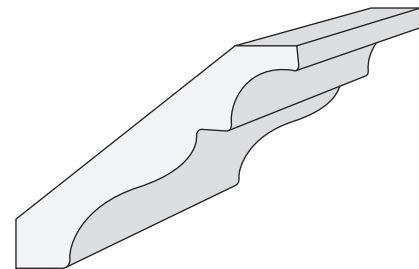
**WM4020** 5" x 11/16"



**160845** 7-1/2" x 1-1/8"



**DBV301** 7-1/2" x 7/8"

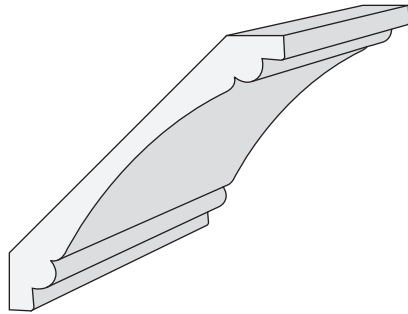


**DBV302** 3-1/4" x 5/8"

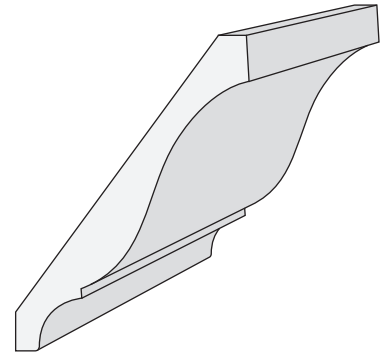


# Crown Moulding

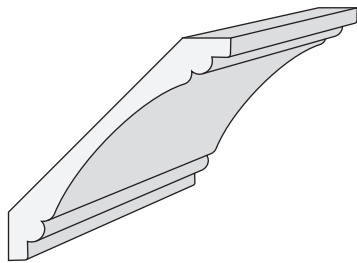
They are designed to run between the top of an internal wall and a ceiling.



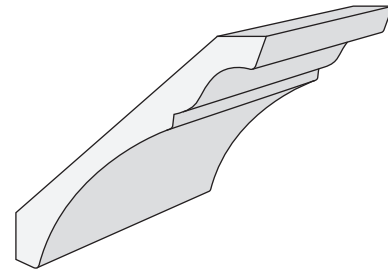
**DBV 303** 5" x 3/4"



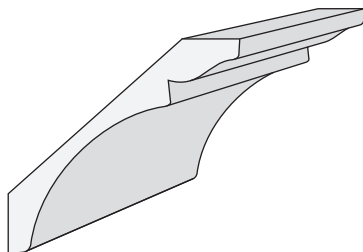
**DBV 304** 5-1/4" x 3/4"



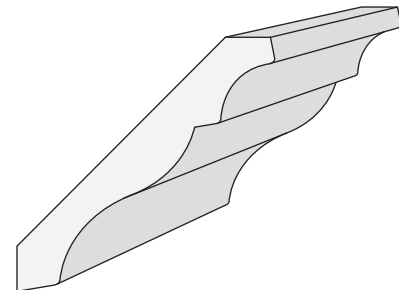
**DBV 305** 4-1/4" x 5/8"



**DBV 306** 4-1/2" x 3/4"



**DBV 307** 4-1/4" x 3/4"

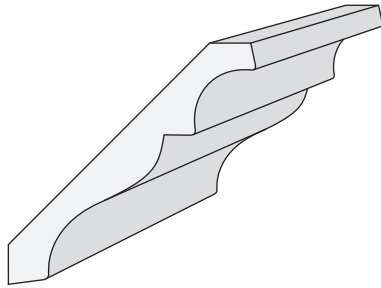


**DBV 308** 4-3/4" x 3/4"

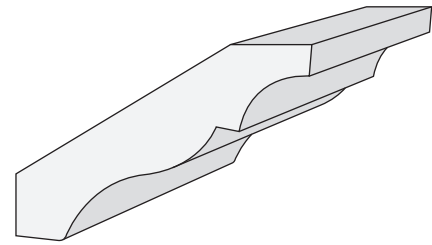


# Crown Moulding

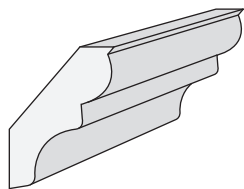
They are designed to run between the top of an internal wall and a ceiling.



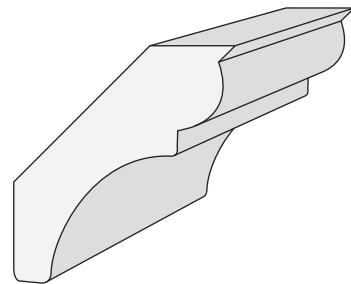
**DBV 309** 3-1/8" x 1/2"



**DBV 310** 3-1/4" x 5/8"



**DBV 311** 1-5/8" x 1/2"

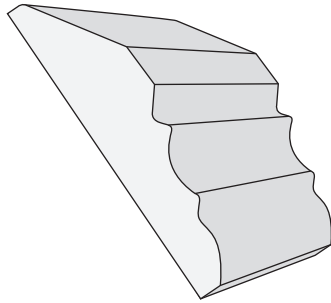


**DBV 312** 3" x 7/8"

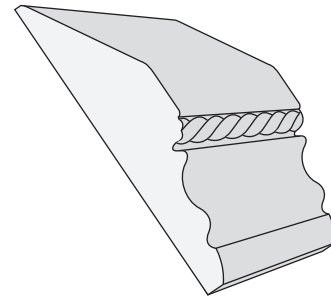


# Crown Moulding

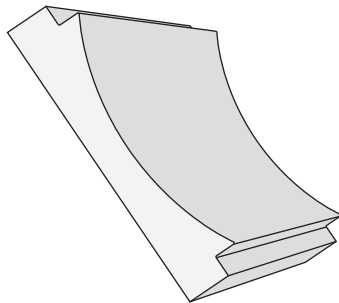
They are designed to run between the top of an internal wall and a ceiling.



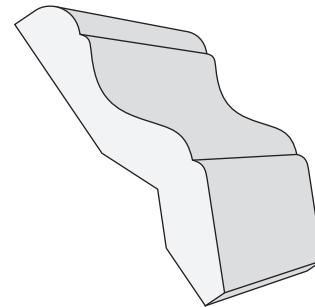
**DBV313** 3-3/4" x 1"



**DBV314** 3-3/4" x 1"



**COVE 151615** 3-1/2" x 3/4"

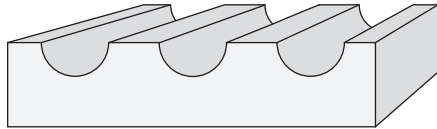


**WM4101** 3-5/8" x 3/4"

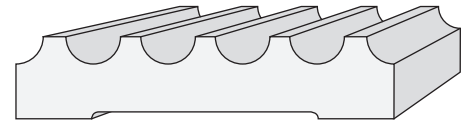


# Casing Moulding

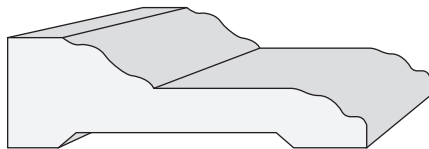
These mouldings are used to trim doorways and windows.



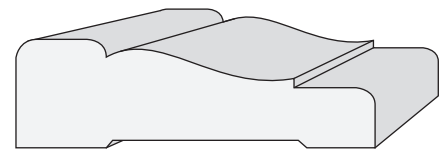
**DBV 401** 2-3/4" x 5/8"



**WM2004** 3-1/2" x 3/4"



**150175** 2-1/4" x 11/16"

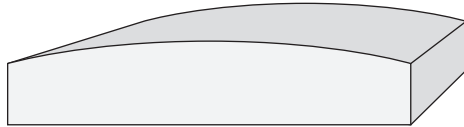


**WM356** 2-1/4" x 11/16"

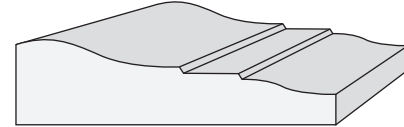


# Casing Moulding

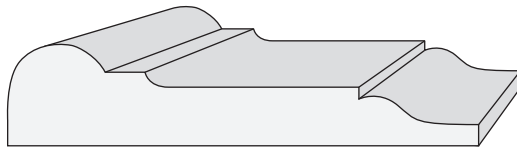
These mouldings are used to trim doorways and windows.



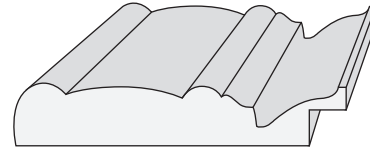
**DBV 403** 3" x 5/8"



**DBV 402** 2-3/8" x 5/8"



**DBV 404** 3-1/2" x 3/4"



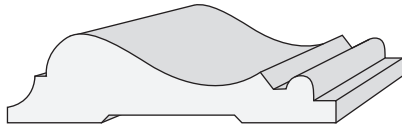
**DBV 405** 3-1/4" x 5/8"



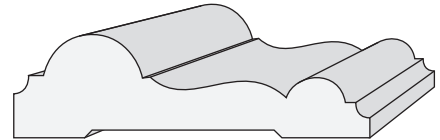


# Chair Rail Moulding

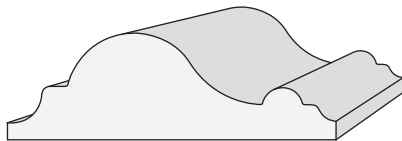
The chair rails protect the wall from scuffs and dents caused by chairs.



**WM390** 11/16" x 2-5/8"



**WM298** 11/16" x 2-1/2"

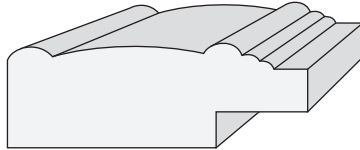


**150245** 2-1/2" x 13/16"

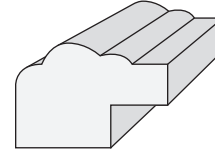


# Picture Frame Moulding

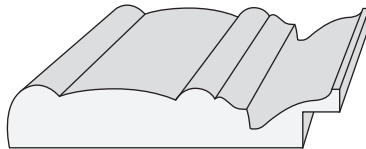
They may be used to enclose any rectangular shape on a wall, as well as to frame a picture.



**DBV600** 2-1/4" x 3/4"



**DBV601** 1-1/8" x 3/4"

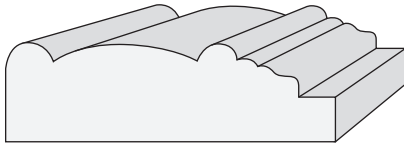


**DBV405** 3-1/4" x 5/8"

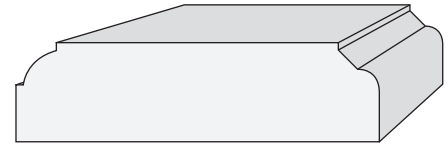


# Door Rail Moulding

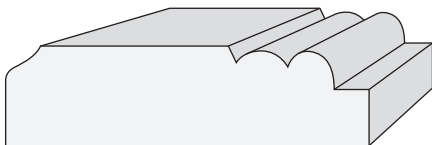
Decorate with these mouldings and create a whole new style.



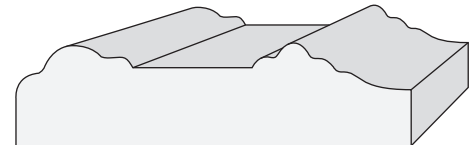
**DBV 701** 2-1/2" x 3/4"



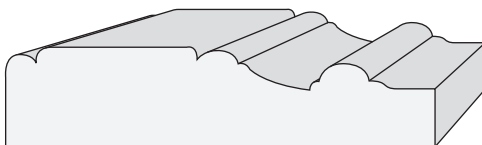
**DBV 702** 2-3/4" x 3/4"



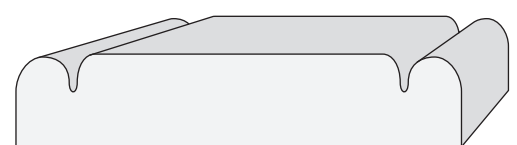
**DBV 703** 2-3/4" x 3/4"



**DBV 704** 3" x 3/4"



**DBV 705** 3-1/4" x 3/4"

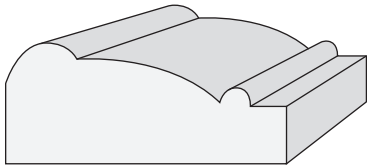


**DBV 706** 4-1/4" x 7/8"

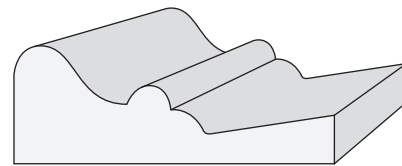


# Door Rail Moulding

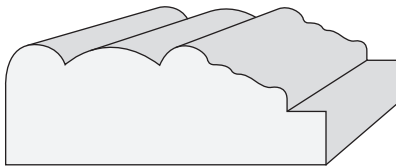
Decorate with these mouldings and create a whole new style.



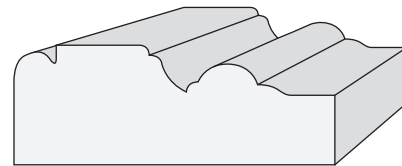
**DBV 701** 1-3/4" x 3/4"



**DBV 702** 2" x 3/4"



**DBV 703** 2" x 3/4"

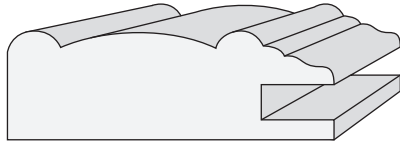


**DBV 704** 2" x 3/4"

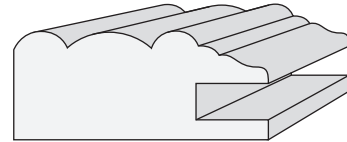


# Mitered Cabinet Door

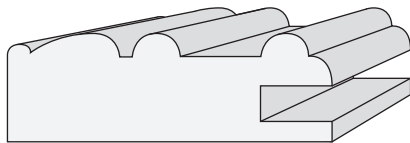
Apply these moldings to improve the look of any basic cabinet designs.



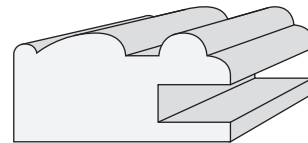
**TS-MC 1** 2-1/4" x 3/4"



**TS-MC 1DF** 2-3/4" x 3/4"



**TS-MC 10** 2-1/4" x 3/4"

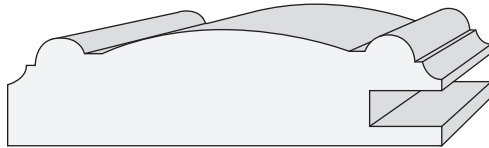


**TS-MC 10DF** 1-1/2" x 3/4"

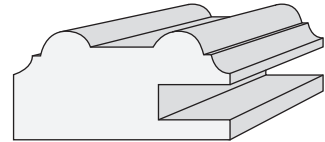


# Mitered Cabinet Door

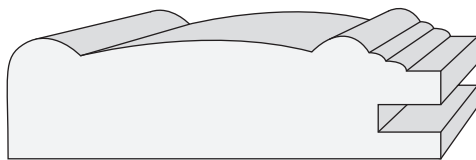
Apply these moldings to improve the look of any basic cabinet designs.



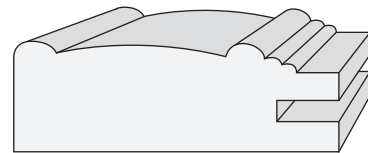
**TS-MC 20** 3" x 13/16"



**TS-MC 10DF** 1-1/2" x 13/16"



**DBV 801** 3" x 13/16"

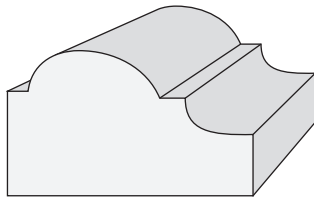


**DBV 802** 2-1/4" x 13/16"

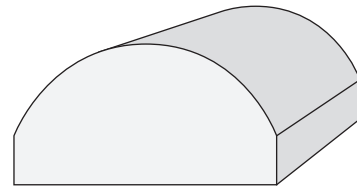


# Designer's Choice

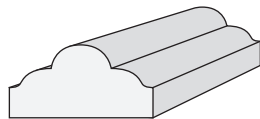
Suitable for any project and application.



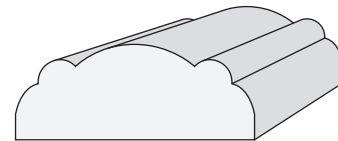
**DBV 901** 1-1/8" x 3/4"



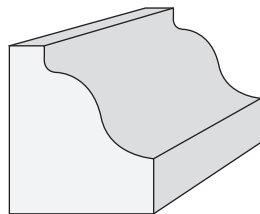
**DBV 902** 1-3/8" x 3/4"



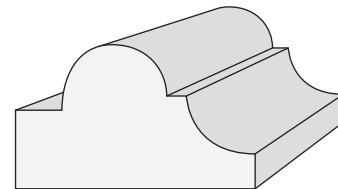
**DBV 903** 3/4" x 3/8"



**DBV 904** 1-1/4" x 1/2"



**DBV 905** 3/4" x 7/8"

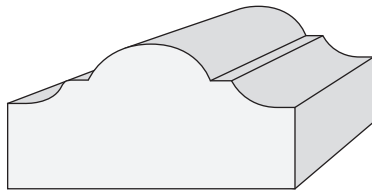


**DBV 906** 1-1/4" x 3/4"

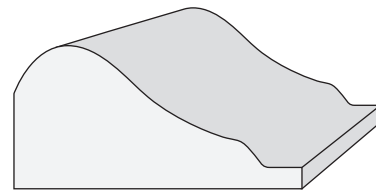


# Designer's Choice

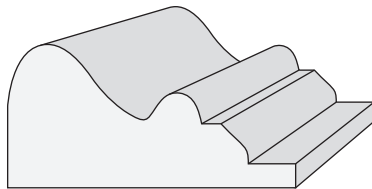
Suitable for any project and application.



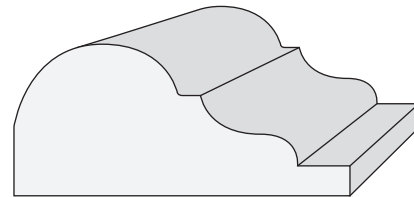
**DBV 907** 1-1/2" x 3/4"



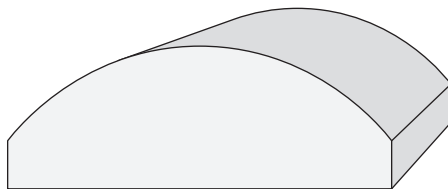
**DBV 908** 1-1/2" x 3/4"



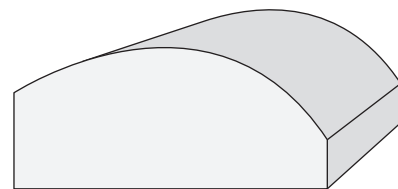
**DBV 909** 1-1/2" x 3/4"



**DBV 910** 1-3/4" x 3/4"



**DBV 911** 2" x 3/4"



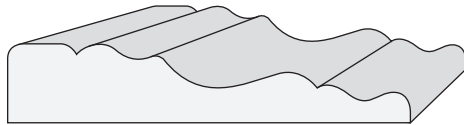
**DBV 912** 1-5/8" x 3/4"





# Designer's Choice

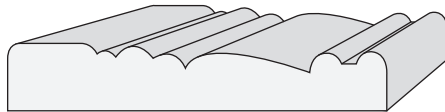
Suitable for any project and application.



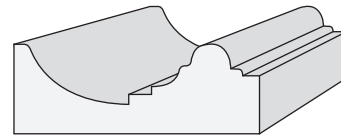
**DBV 913** 4-1/2" x 7/8"



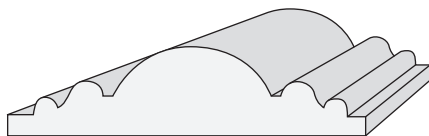
**DBV 914** 3" x 3/4"



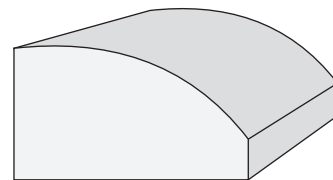
**DBV 915** 4" x 3/4"



**DBV 916** 2-3/4" x 1"



**DBV 917** 4" x 1"

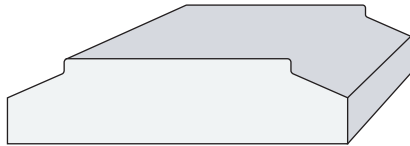


**DBV 918** 2-5/8" x 1-1/2"

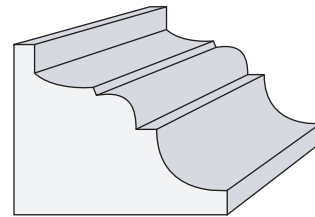


# Designer's Choice

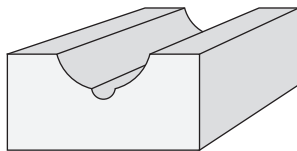
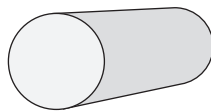
Suitable for any project and application.



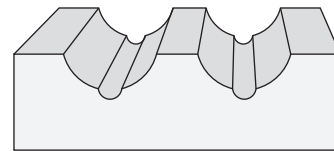
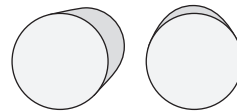
**DBV 919** 3" x 3/4"



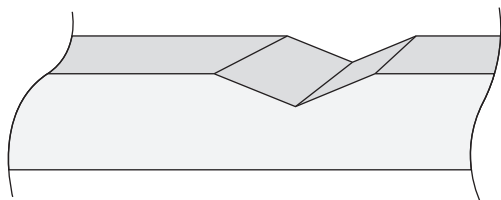
**DBV 920** 1-7/8" x 1-1/2"



**DBV 921** 3" x 3/4"



**DBV 922** 3" x 3/4"



**DBV 923** Thickness: 3/4"